

Account # \_\_\_\_\_  
 Phone \_\_\_\_\_  
 Bill to \_\_\_\_\_  
 Purchase Order # \_\_\_\_\_  
 Account Contact \_\_\_\_\_  
 Email Address \_\_\_\_\_

 Authorized By: \_\_\_\_\_  
 Fax # \_\_\_\_\_  
 Ship To \_\_\_\_\_  
 Date \_\_\_\_\_  
 Client Name \_\_\_\_\_  
 Client Weight \_\_\_\_\_ **(Must be Provided)**
**STANDARD FEATURES**

- Heavy duty frame and parts
- 750 lbs. capacity
- 40° of adjustable recline in 10° increments from 90° - 130°
- 15"-19" seat depth adjustment in 1" increments
- 5.5" x 1.5" casters
- 6" of seat to floor height adjustment in 1" increments
- 7" of push handle height adjustment (maintain floor to handle height)
- 8" of forward to aft wheel base adjustment
- Caregiver Operated Disc Brakes with 12" Rear Wheels No Charge
- Forward wheel drive (reversing seat frame in base frame)
- Lifetime warranty on base
- 5 year no questions asked warranty on all Gunnell designed products
- 90 day warranty on all padding

 E1161  **BASE PRICE** .....\$3,185.00  
 E2201  20" - 22" Adjustable     <sup>4</sup>Fixed Frame

**FRAME OPTIONS**
 **STANDARD COLOR** ..... N/C  
 Gloss Black     Green Apple Metallic     Red     Medium Blue

 **CUSTOM COLOR** ..... N/C  
 Pink     Dark Maroon     Purple Metallic     Sparkle Orange  
 Glitter Silver     Glitter Blue     Candy Blue     Candy Purple  
 Candy Red     Sparkle Green     Bright Yellow     Silver Vein  
 Black Stardust

 **FRAME WIDTH**

 E2202  BR-W2327    23" .....\$400.00  
 E2202  BR-W2327    24" .....\$400.00  
 E2202  BR-W2327    25" .....\$400.00  
 E2202  BR-W2327    26" .....\$400.00  
 E2202  BR-W2327    27" .....\$400.00

 **SEAT DEPTH** ..... N/C

 15"     16"     17"     18"     19"  
 E2203  BR-D2021    20" .....\$300.00  
 E2203  BR-D2021    21" .....\$300.00  
 E2204  BR-D2223    22" .....\$400.00  
 E2204  BR-D2223    23" .....\$400.00

 **SEAT PAN** ..... N/C  
 <sup>7</sup>RT-TP    Transport Package .....\$250.00

**BACKRESTS OPTIONS**
 **BACK CANE HEIGHT** ..... N/C  
 (Cane Height is measured from the top of the Seat Rail)  
 12"     22"     23"     24"     25"     26"     27"

 **BR-AASH**    Adjustable Height & Angle Stroller Handle .....\$245.00

 **RECLINE TYPE**

 E1226  BR-75R    Dynamic Recline 90° - 180° .....\$845.00  
 BR-SR    Static Recline 90° - 130° (Select Angle Below) ..... N/C

 **RECLINE ANGLE POSITION** ..... N/C  
 90°     100°     110°     120°     130°


NOTE: HCPCS Codes provided were determined by SADMERC and/or interpretations of the codes. Proper use of codes does not ensure coverage or payment. Please contact a Medicare professional for further assistance

**CASTER OPTIONS**
 <sup>1</sup>BR-515X15    5 1/2" X 1 1/2" Composite Casters ..... N/C  
 E2214  BR-6X2SPN    6" X 2" Semi-pneumatic Casters .....\$65.00  
 E2214  BR-8X2SPN    8" X 2" Semi-pneumatic Casters .....\$65.00  
 BR-FL    Shock Absorbing Casters .....\$900.00

**BRAKES**
 <sup>1</sup>BR-WL    Wheel Locks ..... N/C  
 E0961  BR-574    Wheel Lock Extension Handle .....\$42.00/each  
 Disc Brakes (Caregiver Operated Disc Brakes)  
 BR-DB12    Disc Brakes with 12" Rear Wheels ..... N/C  
 BR-DB20    Disc Brakes with 20" Rear Wheels.(May Limit Posterior Tilt).....\$295.00  
 BR-DB24    Disc Brakes with 24" Rear Wheels..(May Limit Posterior Tilt).....\$295.00  
 BR-DBV    Client Operated Variable Speed Control Lever.....\$375.00

**WHEEL OPTIONS**
 **AXLES**  
 <sup>1</sup>BR-SA    Standard Axles ..... N/C  
 BR-QRA    <sup>2</sup>Quick Release Axles (Must Choose Wheel Locks).....\$75.00

 **WHEELS**
 BR-FWD    Reverse Wheel Drive (Rear Wheels in Front)..... N/C  
 <sup>1</sup>BR-12    12" Rear Pneumatic Wheels ..... N/C  
 BR-20    20" Rear Composite Wheels ..... N/C  
 BR-24    24" Rear Composite Wheels ..... N/C  
 E0971  BR-569T    Anti-tip Device (Pair).....\$100.00  
 E2211  BR-PN    Pneumatic Tire .....\$65.00  
 E2213  BR-FF    Pneumatic Flat Free .....\$125.00

 **WHEEL POSITION** ..... N/C  
 Forward     Middle     Back

 **SEAT TO FLOOR HEIGHT** ..... N/C

 (13" & 14" Seat Rail Heights Adjustable From 13"-15")  
 13"     14"     15"     16"     17"     18"     19"

**Seat to Floor Height Ranges**

	Front Casters	5 1/2 x 1 1/2 (BR-515X115)	6 x 2 (BR-6X2PN OR BR-6X2SPN)	8 x 2 (BR-8X2PN OR BR-8X2SPN)
Rear Wheels	12" Wheels (BR-12)	13" - 19"	15" - 19"	15" - 19"
	20" Wheels (BR-20)	13" - 19"	15" - 19"	15" - 19"
	24" Wheels (BR-24)	15" - 19"	15" - 19"	15" - 19"

 Special Note: Widened Wheel Base with Armrests off Uprights on 24" Rear Tires  
 13" & 14" Heights Must Choose Armrests off Uprights  
 24" Wheels mounted in the reverse wheel configuration will limit posterior tilt in space

**Remember!**  
**If you don't see it**  
**Please Ask!**

**ARMREST OPTIONS**

- E0973  <sup>1</sup>BR-705 T-Arms Full Length Height Adjustable.....N/C
- E0973  BR-727 T-Arms Desk Length Height Adjustable.....N/C
- E0973  BR-DPA Up charge for Dual Post Option.....\$195.00
- E0973  BR-735 Flip up Arms off Uprights, height & depth adjustable
  - Full Length.....\$195.00/Pair
  - Desk Length.....\$195.00/Pair
- E0973  BR-745 Angle Adjustable Flip up Arms off Uprights, Height and Depth Adjustable
  - Full Length.....\$225.00/Pair
  - Desk Length.....\$225.00/Pair
- E0973  <sup>6</sup>BR-755 Dynamic Cantilever Armrests.....\$225.00/Pair
  - BR-DPP Durable Plastic Pads.....\$33.00
  - BR-441 Gel Pads (pair).....\$120.00

√ ARMREST HEIGHT OFF SEAT RAIL 8"-16".....N/C

**FOOTREST OPTIONS**

- K0052  BR-60 60° Swing Away Lift Off Leg rests.....N/C
- K0052  <sup>1</sup>BR-70 70° Swing Away Lift Off Leg rests.....N/C
- K0052  BR-90 90° Swing Away Lift Off Leg rests.....N/C
- E0990  BR-LSEL Low-shear Elevating Swing Away Lift Off Leg rests.....\$295.00/Pair
- E0990  BR-BLC Bi-Lateral Contracture Footrest.....\$150.00/each
- E0970  BR-AASF Angle Adjustable Single Footplate.....\$120.00
- K0040  BR-AAF Ankle adjustable footplate.....\$100.00/each
- E0995  BR-CP Calf Pad.....\$100.00/each
- BR-PF Padded Foot box.....\$295.00
- K0038  BR-440 Ankle Hugger.....\$95.00/each

√ FOOTREST LEGDROP.....N/C  
(Keep Approx. Thickness of Seat Cushion in Mind)  
 <sup>1</sup>11"-17"     16"-22"

**ADDITIONAL OPTIONS**

- BR-SG Skirt Guards...(Must choose dual post arms option).....\$120.00
- <sup>4</sup>BR-LT Lateral Tilt.....\$2,500.00
- <sup>3</sup>BR-OAD20 One Arm Drive 20" Wheel  
(choose)  Left  Right.....\$1,500.00
- <sup>3</sup>BR-OAD24 One Arm Drive 24" Wheel  
(choose)  Left  Right.....\$2,500.00
- BR-AG Ambulation...(padded front base frame cross bar).....\$130.00
- BR-FSB Fold Seat to Back Mechanism.....\$40.00
- BR-IV IV Pole & Holder.....\$200.00
- BR-BB Battery Box.....\$95.00  
(Specify Dimensions) Length \_\_\_" Width \_\_\_" Height \_\_\_"
- E1029  BR-VENT Vent Tray.....\$300.00  
(Specify Dimensions) Length \_\_\_" Width \_\_\_" Height \_\_\_"
- E0978  BT-652 2" Positioning Seat Belt.....\$85.00
- BT-337 Positioning Belt Pad, Black.....\$29.00

**POWER OPTIONS**

- BR-PA Power Actuation.....QUOTE
  - Lateral Tilt
  - E1003  Recline
- BR-BAT Extra Battery for Power Actuation.....\$399.00

**SEATING & POSITIONING**

Please refer to our "SEATING & POSITIONING" order form

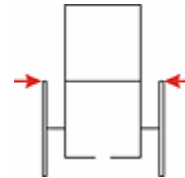
NOTE: HCPCS Codes provided were determined by SADMERC and/or interpretations of the codes. Proper use of codes does not ensure coverage or payment. Please contact a Medicare professional for further assistance

**ALL BACKS AND HARDWARE**

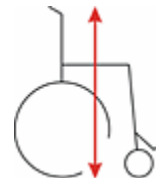
- Aluminum Shell
  - Lightweight
- Contoured Back for Increased Contact & Support
- Designed by an Active User
- Midline Support with Increased Stability
- And MORE!



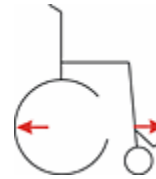
Approx. Weight 55 lbs/Shipping Weight 75 lbs



Overall Width add 3.5" without handrims and 6.0" with handrims



Overall Height add Seat to Floor Height and Back Cane Height Together



Overall Length Range 22" - 42" Depending on Caster and Wheel Selection  
add 3.5" Extra for Anti-tips

**FOOTNOTES**

- 1: Gunnell will select factory settings if no setting is made
- 2: Quick release axles require selection of disc breaks or wheel locks. Price accordingly above.
- 3: One Arm Drive will increase delivery time by up to six weeks.  
Also must choose Flip-Up Armrests off Uprights & RT-FWD
- 4.: Lateral Tilt Option must Select Fixed Frame
- 5: Allow a few extra days for powder coating time
- 6: Dynamic Armrests are recommended with Dynamic Recline Option
7. RT-TP includes four Transportation Loops & Wheelchair Anchored Pelvic Belt.

