

Account # _____
Phone _____
Bill to: _____

Fax # _____
Ship To: _____

Purchase Order _____
Account Contact: _____
Email Address: _____

Date: _____
Client Name: _____
Client Weight: _____

STANDARD FEATURES

- Heavy duty frame and parts
- 80° posterior tilt
 - single mechlock cylinder on 10"-14" wide (150 lbs. capacity)
 - dual mechlock cylinders on 14"-20" wide (250 lbs. capacity)
- Quick Release Fold Down Back & Recline to 180° in 10° increments
- 11"-18" seat depth adjustment in 1" increments
 - center of gravity adjustment
- Caster sizes
 - 5 1/2" x 1 1/2" Casters, 4" x 1" Casters, 3" x 1" Casters
- Either 10"-14" or 14"-20" frame width adjustment in 1" increments.
- 4" of seat to floor height adjustment in 1" increments
- Adjustable angle & height stroller handle
- 6" of forward to aft wheel base adjustment
- Forward wheel drive (reversing seat frame in base frame)
- Transportation Package Included
- Caregiver Operated Disc Brakes with 12" Rear Wheels No Charge
- Anti-tip Device
- Lifetime warranty on the base frame
- 5 year no questions asked warranty on all Gunnell designed products
- 90 day warranty on all padding

E1233 **BASE PRICE**\$2,785.00
 Adjustable 10" - 20" ³Fixed

FRAME OPTIONS

STANDARD COLOR N/C
 Gloss Black Green Apple Metallic Red Medium Blue

CUSTOM COLOR N/C
 Pink Dark Maroon Purple Metallic Sparkle Orange
 Glitter Silver Glitter Blue Candy Blue Candy Purple
 Candy Red Sparkle Green Bright Yellow Silver Vein
 Black Stardust

FRAME WIDTHN/C

(One Cylinder)
 10" 11" 12" 13"
 (Two Cylinders)
 14" 15" 16" 17" 18" 19" 20"

SEAT DEPTHN/C

11" 12" 13" 14" 15" 16" 17"
 18"

SEAT PANN/C

BACKREST OPTIONS

BACK CANE HEIGHTN/C

(Cane Height is measured from the top of the Seat Rail)
 21" 22" 23" 24"

RECLINE TYPE

E1226 K-75R ⁵Dynamic Recline 90° - 180° (Gas Cylinders).....\$845.00

QUICK RELEASE RECLINE ANGLEN/C

From 90° - 180° in 10° increments



NOTE: HCPCS Codes provided were determined by SADMERC and/or interpretations of the codes. Proper use of codes does not ensure coverage or payment. Please contact a Medicare professional for further assistance

CASTER OPTIONS

- K-515X15 5 1/2" X 1 1/2" Composite Casters.....N/C
- K-4X1 4" X 1" Composite Casters.....N/C
- ¹K-3X1 3" X 1" Composite Casters.....N/C
- K-3X1L 3" X 1" Light Up Casters.....\$40.00
- E2214 K-6X2SPN 6" X 2" Semi-pneumatic Casters.....\$65.00
- E2214 K-8X2SPN 8" X 2" Semi-pneumatic Casters.....\$65.00
- K-FL Shock Absorbing Casters.....\$900.00

BRAKE OPTIONS

- ¹K-WL Wheel Locks.....N/C
- E0961 K-574 Wheel Lock Extension Handle.....\$42.00/each
- Disc Brakes (Caregiver Operated Disc Brakes)
 - K-DB12 Disc Brakes with 12" Rear Wheels.....N/C
 - K-DB20 Disc Brakes with 20" Rear Wheels..(May Limit Posterior Tilt).....\$295.00
 - K-DB24 Disc Brakes with 24" Rear Wheels... (May Limit Posterior Tilt).....\$295.00
 - K-DBV Client Operated Variable Speed Control Lever.....\$375.00

WHEEL OPTIONS

- AXLES**
 - ¹K-SA Standard Axles.....N/C
 - K-QRA ²Quick Release Axles (Wheel Locks only).....\$75.00

WHEELS

- K-FWD Reverse Wheel Drive (Rear Wheels in Front).....N/C
- K-12 12" Rear Pneumatic Wheels.....N/C
- K-20 20" Rear Urethane Wheels.....N/C
- K-24 24" Rear Urethane Wheels.....N/C
- E2211 K-PN Pneumatic Tire.....\$65.00
- E2213 K-FF Pneumatic Flat Free.....\$125.00

WHEEL POSITION N/C

Forward Middle Back

SEAT TO FLOOR HEIGHTN/C

13" 14" 15" 16" 17" 18" 19"



Seat to Floor Height Ranges

| | Front Casters | 3 x 1 (K-3X1 OR K-3X1L) | 4 x 1 (K-4X1) | 5 1/2 x 1 1/2 (K-15X115) | 6 x 2 (K-6X2PN OR K-6X2SPN) | 8 x 2 (K-8X2PN OR K-X2SPN) |
|-------------|-------------------|-------------------------------|------------------|-----------------------------|-----------------------------------|----------------------------------|
| Rear Wheels | 12" Wheels (K-12) | 13" - 19" | 13" - 19" | 13" - 19" | 15" - 19" | 15" - 19" |
| | 20" Wheels (K-20) | 13" - 19" | 13" - 19" | 13" - 19" | 15" - 19" | 15" - 19" |
| | 24" Wheels (K-24) | 15" - 19" | 15" - 19" | 15" - 19" | 15" - 19" | 15" - 19" |

Special Note: Widened Wheel Base with Armrests off Uprights on 24" Rear Tires
 13" & 14" Heights Must Choose Armrests off Uprights
 24" Wheels mounted in the reverse wheel configuration will limit posterior tilt in space
Custom Heights are Available Please Ask!

ARMREST OPTIONS

- E0973 ¹K-727 T-Arms Full Length Height Adjustable.....N/C
- E0973 K-728 T-Arms Desk Length Height Adjustable.....N/C
- E0973 K-735 Flip up Arms off Uprights, height and depth adjustable, desk length.....\$195.00/Pair
- E0973 K-745 Angle Adjustable Flip up Arms off Uprights, height and depth adjustable, desk length.....\$225.00/Pair
- E0973 ⁵K-755 Dynamic Cantilever Armrests.....\$225.00/Pair
- K-DPP Durable Plastic Pads (pair).....\$33.00
- K-441 Gel Pads (pair).....\$120.00

√ **ARMREST HEIGHT OFF SEAT RAIL 6" – 14"**.....N/C

FOOTREST OPTIONS

- K0052 K-60 60° Swing Away Lift Off Legrests.....N/C
- K0052 ¹K-70 70° Swing Away Lift Off Legrests.....N/C
- K0052 K-90 90° Swing Away Lift Off Legrests.....N/C
- E0990 K-LSEL Low Shear Elevating Swing Away Lift Off Legrests.....\$295.00/Pair
- E0990 K-BLC Bi-Lateral Contracture Footrest.....\$150.00/each
- K0041 K-ASF Adult Size Footplate.....\$45.00/each
- E0970 K-AASF Angle Adjustable Single Footplate.....\$120.00
- K0040 K-AAF Ankle Adjustable Footplate.....\$85.00/each
- E0995 K-CP Calf Pad.....\$60.00/each
- K-PF Padded Foot box.....\$295.00
- K0038 K-440 Ankle Hugger.....\$60.00/each

√ **FOOTREST LEGDROP**.....N/C

From Seat Rail (Keep Approx. Thickness of Seat Cushion in Mind)

- ¹3"-11"
- 12"-17"

ADDITIONAL OPTIONS

- K-SG Skirt Guards...(Must choose dual post arms option).....\$120.00
- K0108 ³K-LT Lateral Tilt.....\$2,500.00
- K-IV IV Pole & Holder.....\$200.00
- K-BB Battery Box.....\$95.00
(Specify Dimensions) Length _____" Width _____" Height _____"
- E1029 K-VENT Vent Tray.....\$295.00
(Specify Dimensions) Length _____" Width _____" Height _____"
- K-650 1 1/2" Positioning Seat Belt.....\$60.00
- K-337 Positioning Belt Pad, Black.....\$29.00

GROWTH OPTIONS

- E1011 K-GR 14"-20" Growth Kit for 10"-14" Width.....\$600.00

POWER OPTIONS

- K-PA Power Actuation.....Quote
- E1002 Tilt in Space
 - Lateral Tilt
- E1003 Recline
- K.-BAT Extra Battery for Power Actuation.....\$399.00

SEATING & POSITIONING

Please refer to our "SEATING & POSITIONING" Order Form

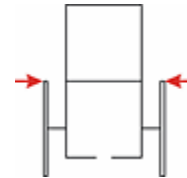
NOTE: HCPCS Codes provided were determined by SADMERC and/or interpretations of the codes. Proper use of codes does not ensure coverage or payment. Please contact a Medicare professional for further assistance

ALL BACKS AND HARDWARE

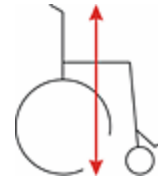
- **Aluminum Shell**
 - **Lightweight**
- **Contoured Back for Increased Contact & Support**
- **Designed by an Active User**
- **Midline Support with Increased Stability**
- **And MORE!**



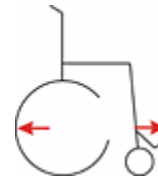
Approx. Weight 32 lbs/Shipping Weight 55 lbs



Overall Width add 3.5" without handrims and 6.0" with handrims



Overall Height add Seat to Floor Height and Back Cane Height Together



Overall Length Range 22" – 40" Depending on Caster and Wheel Selection add 3.5" Extra for Anti-tips

FOOTNOTES

- 1: Gunnell will select factory settings if no setting is made
- 2: Quick release axles require selection of wheel locks. Price accordingly above.
- 3.: Lateral Tilt Option must Select Fixed Frame
- 4: Allow a few extra days for powder coating time
- 5: Dynamic Armrests are recommended with Dynamic Recline Option