

Account # \_\_\_\_\_  
 Phone \_\_\_\_\_  
 Bill to \_\_\_\_\_

 Authorized By: \_\_\_\_\_  
 Fax # \_\_\_\_\_  
 Ship To \_\_\_\_\_

 Purchase Order # \_\_\_\_\_  
 Account Contact \_\_\_\_\_  
 Email Address \_\_\_\_\_

 Date \_\_\_\_\_  
 Client Name \_\_\_\_\_  
 Client Weight \_\_\_\_\_

**STANDARD FEATURES**

- Heavy duty frame and parts
- 500 lbs. capacity
- 40° of adjustable recline in 10° increments from 90° - 130°
- 15"-19" seat depth adjustment in 1" increments
- 5.5" x 1.5" casters
- 16"-19" frame width built in adjustment in 1" increments
- 6" of seat to floor height adjustment in 1" increments
- 7" of push handle height adjustment (maintain floor to handle height)
- 8" of forward to aft wheel base adjustment
- Caregiver Operated Disc Brakes with 12" Rear Wheels No Charge
- Forward wheel drive (reversing seat frame in base frame)
- Lifetime warranty on base
- 5 year no questions asked warranty on all Gunnell designed products
- 90 day warranty on all padding


 K0005  **BASE PRICE** .....\$2,395.00  
 Adjustable Width 16" - 19"       <sup>4</sup>Fixed Frame

**FRAME OPTIONS**
 **STANDARD COLOR** ..... N/C  
 Gloss Black     Green Apple Metallic     Red     Medium Blue


 **CUSTOM COLOR** ..... N/C

- Pink                       Dark Maroon     Purple Metallic     Sparkle Orange
- Glitter Silver     Glitter Blue     Candy Blue     Candy Purple
- Candy Red         Sparkle Green     Bright Yellow     Silver Vein
- Black Stardust

 **FRAME WIDTH** ..... N/C

- 
- 16"
- 
- 17"
- 
- 18"
- 
- 19"
- 
- 
- E2201
- 
- RR-W2022    20" .....\$375.00
- 
- E2201
- 
- RR-W2022    21" .....\$375.00
- 
- E2201
- 
- RR-W2022    22" .....\$375.00

 **SEAT DEPTH** ..... N/C

- 
- 15"
- 
- 16"
- 
- 17"
- 
- 18"
- 
- 19"
- 
- 
- E2203
- 
- RR-D2021    20" .....\$300.00
- 
- E2203
- 
- RR-D2021    21" .....\$300.00
- 
- E2204
- 
- RR-D2223    22" .....\$400.00
- 
- E2204
- 
- RR-D2223    23" .....\$400.00

 **SEAT PAN** ..... N/C

 <sup>7</sup>RR-TP    Transport Package .....\$250.00

**BACKRESTS OPTIONS**
 **BACK CANE HEIGHT** ..... N/C

 (Cane Height is measured from the top of the Seat Rail)  
 21"     22"     23"     24"     25"     26"     27"

 RR-AASH    Adjustable Height & Angle Stroller Handle .....\$245.00

 **RECLINE TYPE**

 E1226  RR-75R    Dynamic Recline 90° - 180° .....\$845.00

 RR-SR    Static Recline 90° - 130° (Select Angle Below) ..... N/C

 **RECLINE ANGLE POSITION** ..... N/C

- 
- 90°
- 
- 100°
- 
- 110°
- 
- 120°
- 
- 130°


**CASTER OPTIONS**

- 
- <sup>1</sup>
- RR-515X15    5 1/2" X 1 1/2" Composite Casters .....N/C
- 
- E2214
- 
- RR-6X2SPN    6" X 2" Semi-pneumatic Casters .....\$65.00
- 
- E2214
- 
- RR-8X2SPN    8" X 2" Semi-pneumatic Casters .....\$65.00
- 
- 
- RR-FL    Shock Absorbing Casters .....\$900.00

**BRAKES**

- 
- <sup>1</sup>
- RR-WL    Wheel Locks .....N/C
- 
- E0961
- 
- RR-574    Wheel Lock Extension Handle .....\$42.00/each
- 
- 
- Disc Brakes (Caregiver Operated Disc Brakes)
- 
- 
- RR-DB12    Disc Brakes with 12" Rear Wheels .....N/C
- 
- 
- RR-DB20    Disc Brakes with 20" Rear Wheels.(May Limit Posterior Tilt) .....\$295.00
- 
- 
- RR-DB24    Disc Brakes with 24" Rear Wheels.(May Limit Posterior Tilt) .....\$295.00
- 
- 
- RR-DBV    Client Operated Variable Speed Control Lever .....\$375.00

**WHEEL OPTIONS**
 **AXLES**

- 
- <sup>1</sup>
- RR-SA    Standard Axles .....N/C
- 
- 
- RR-QRA
- <sup>2</sup>
- Quick Release Axles (Wheel Locks only) .....\$75.00

 **WHEELS**

- 
- RR-FWD    Reverse Wheel Drive (Rear Wheels in Front) .....N/C
- 
- 
- <sup>1</sup>
- RR-12    12" Rear Pneumatic Wheels .....N/C
- 
- 
- RR-20    20" Rear Urethane Wheels .....N/C
- 
- 
- RR-24    24" Rear Urethane Wheels .....N/C
- 
- E0971
- 
- RR-569T    Anti-tip Device (Pair) .....\$100.00
- 
- E2211
- 
- RR-PN    Pneumatic Tire .....\$65.00
- 
- E2213
- 
- RR-FF    Pneumatic Flat Free .....\$125.00

 **WHEEL POSITION** ..... N/C

- 
- Forward
- 
- Middle
- 
- Back

 **SEAT TO FLOOR HEIGHT** ..... N/C

(13" &amp; 14" Seat Rail Heights Adjustable From 13"-15")

- 
- 13"
- 
- 14"
- 
- 15"
- 
- 16"
- 
- 17"
- 
- 18"
- 
- 19"


**Seat to Floor Height Ranges**

	Front Casters	5 1/2 x 1 1/2 (RR-515X115)	6 x 2 (RR-6X2PN OR RR-6X2SPN)	8 x 2 (RR-8X2PN OR RR-8X2SPN)
Rear Wheels	12" Wheels (RR-12)	13" - 19"	15" - 19"	15" - 19"
	20" Wheels (RR-20)	13" - 19"	15" - 19"	15" - 19"
	24" Wheels (RR-24)	15" - 19"	15" - 19"	15" - 19"

**Special Note:** Widened Wheel Base with Armrests off Uprights on 24" Rear Tires  
 13" & 14" Heights Must Choose Armrests off Uprights  
 24" Wheels mounted in the reverse wheel configuration will limit posterior tilt in space  
**Custom Heights are Available Please Ask!**

**Remember!**  
**We are a Custom Company**  
**If you don't see it**  
**Please Ask!**

NOTE: HCPCS Codes provided were determined by SADMERC and/or interpretations of the codes. Proper use of codes does not ensure coverage or payment. Please contact a Medicare professional for further assistance

**ARMREST OPTIONS**

E0973	<input type="checkbox"/>	RR-705	T-Arms Full Length Height Adjustable.....N/C
E0973	<input type="checkbox"/>	RR-727	T-Arms Desk Length Height Adjustable.....N/C
E0973	<input type="checkbox"/>	RR-DPA	Up charge for Dual Post Option .....\$195.00
E0973	<input type="checkbox"/>	RR-735	Flip up Arms off Uprights, height & depth adjustable
	<input type="checkbox"/>		Full Length.....\$195.00/Pair
	<input type="checkbox"/>		Desk Length.....\$195.00/Pair
E0973	<input type="checkbox"/>	RR-745	Angle Adjustable Flip up Arms off Uprights, Height and depth adjustable
	<input type="checkbox"/>		Full Length.....\$225.00/Pair
	<input type="checkbox"/>		Desk Length.....\$225.00/Pair
E0973	<input type="checkbox"/>	RR-755	Dynamic Cantilever Armrests.....\$225.00/Pair
	<input type="checkbox"/>	RR-DPP	Durable Plastic Pads.....\$33.00
	<input type="checkbox"/>	RR-441	Gel Pads (pair).....\$120.00

√ ARMREST HEIGHT OFF SEAT RAIL 8"-16".....N/C

**FOOTREST OPTIONS**

K0052	<input type="checkbox"/>	RR-60	60° Swing Away Lift Off Leg rests.....N/C
K0052	<input type="checkbox"/>	RR-70	70° Swing Away Lift Off Leg rests.....N/C
K0052	<input type="checkbox"/>	RR-90	90° Swing Away Lift Off Leg rests.....N/C
E0990	<input type="checkbox"/>	RR-LSEL	Low-shear Elevating Swing Away Lift Off Leg rest.....\$295.00/each
E0990	<input type="checkbox"/>	RR-BLC	Bi-Lateral Contracture Footrest.....\$150.00/each
E0970	<input type="checkbox"/>	RR-AASF	Angle Adjustable Single Footplate.....\$120.00
K0040	<input type="checkbox"/>	RR-AAF	Ankle adjustable footplate.....\$100.00/each
E0995	<input type="checkbox"/>	RR-CP	Calf Pad.....\$100.00/each
	<input type="checkbox"/>	RR-PF	Padded Foot box.....\$295.00
K0038	<input type="checkbox"/>	RR-440	Ankle Hugger.....\$95.00/each

√ FOOTREST LEGDROP.....N/C

(Keep Approx. Thickness of Seat Cushion in Mind)

11"-17"       16"-22"

**ADDITIONAL OPTIONS**

	<input type="checkbox"/>	RR-SG	Skirt Guards...(Must choose dual post arms option).....\$120.00
	<input type="checkbox"/>	RR-TS	Tilt in Space.....\$710.00
	<input type="checkbox"/>	RR-LT	Lateral Tilt.....\$2,500.00
	<input type="checkbox"/>	RR-OAD	One Arm Drive 20" Wheel (choose) <input type="checkbox"/> Left <input type="checkbox"/> Right.....\$1,500.00
	<input type="checkbox"/>	RR-OAD	One Arm Drive 24" Wheel (choose) <input type="checkbox"/> Left <input type="checkbox"/> Right.....\$2,500.00
	<input type="checkbox"/>	RR-AG	Ambulation...(padded front base frame cross bar).....\$130.00
	<input type="checkbox"/>	RR-FSB	Fold Seat to Back Mechanism.....\$100.00
	<input type="checkbox"/>	RR-IVS	IV Pole & Holder.....\$200.00
	<input type="checkbox"/>	RR-BB	Battery Box.....\$95.00 (Specify Dimensions) Length ___" Width ___" Height ___"
E1029	<input type="checkbox"/>	RR-VENT	Vent Tray.....\$300.00 (Specify Dimensions) Length ___" Width ___" Height ___"
E0978	<input type="checkbox"/>	RR-652	2" Positioning Seat Belt.....\$85.00
	<input type="checkbox"/>	RR-337	Positioning Belt Pad, Black.....\$29.00

**POWER OPTIONS**

	<input type="checkbox"/>	RR-PA	Power Actuation.....QUOTE
	<input type="checkbox"/>		Lateral Tilt
E1003	<input type="checkbox"/>		Recline
	<input type="checkbox"/>	RR-BAT	Extra Battery for Power Actuation.....\$399.00

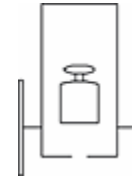
**SEATING & POSITIONING**

Please refer to our "SEATING & POSITIONING" order form

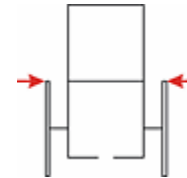
NOTE: HCPCS Codes provided were determined by SADMERC and/or interpretations of the codes. Proper use of codes does not ensure coverage or payment. Please contact a Medicare professional for further assistance

**ALL BACKS AND HARDWARE**

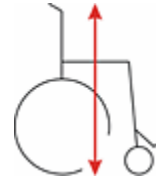
- Aluminum Shell
  - Lightweight
- Contoured Back for Increased Contact & Support
- Designed by an Active User
- Midline Support with Increased Stability
- And MORE!



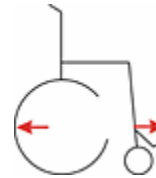
Approx. Weight 45 lbs/Shipping Weight 65 lbs



Overall Width add 3.5" without handrims and 6.0" with handrims



Overall Height add Seat to Floor Height and Back Cane Height Together



Overall Length Range 22" – 42" Depending on Caster and Wheel Selection  
add 3.5" Extra for Anti-tips

**FOOTNOTES**

- 1:Gunnell will select factory settings if no setting is made
- 2: Quick release axles require selection of wheel locks. Price accordingly above.
- 3: One Arm Drive will increase delivery time by up to six weeks. Also must choose Flip-Up Armrests off Uprights & RT-FWD
- 4: Lateral Tilt Option must Select Fixed Frame
- 5: Allow a few extra days for powder coating time
- 6: Dynamic Armrests are recommended with Dynamic Recline Option
- 7: RT-TP includes four Transportation Loops & Wheelchair Anchored Pelvic Belt.