

Account # \_\_\_\_\_  
 Phone \_\_\_\_\_  
 Bill to \_\_\_\_\_  
 \_\_\_\_\_  
 Purchase Order # \_\_\_\_\_  
 Account Contact \_\_\_\_\_  
 Email Address \_\_\_\_\_

 Authorized By: \_\_\_\_\_  
 Fax # \_\_\_\_\_  
 Ship To \_\_\_\_\_  
 \_\_\_\_\_  
 Date \_\_\_\_\_  
 Client Name \_\_\_\_\_  
 Client Weight \_\_\_\_\_

**STANDARD FEATURES**


- Heavy duty frame and parts.
- Infinite adjustment 45° posterior tilt and 15° anterior tilt with dual mechlock cylinders (500 lbs. capacity)
- 40° of adjustable recline in 10° increments from 90° - 130°
- 15"-19" seat depth adjustment in 1" increments
- 5.5" x 1.5" casters
- 16"-19" frame width built in adjustment in 1" increments
- 6" of seat to floor height adjustment in 1" increments
- 7" of push handle height adjustment (maintain floor to handle height)
- 8" of forward to aft wheel base adjustment
- Anti-tip Device
- Caregiver Operated Disc Brakes with 12" Rear Wheels No Charge
- Forward wheel drive (reversing seat frame in base frame)
- Lifetime warranty on base
- 5 year no questions asked warranty on all Gunnell designed products
- 90 day warranty on all padding

 E1161  **BASE PRICE** .....\$2,845.00  
 Adjustable Width 16" - 19"     <sup>4</sup>Fixed Frame

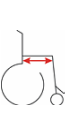
**FRAME OPTIONS**
 **STANDARD COLOR** ..... N/C  
 Gloss Black     Green Apple Metallic     Red     Medium Blue

 **CUSTOM COLOR** ..... N/C  
 Pink     Dark Maroon     Purple Metallic     Sparkle Orange  
 Glitter Silver     Glitter Blue     Candy Blue     Candy Purple  
 Candy Red     Sparkle Green     Bright Yellow     Silver Vein  
 Black Stardust

 **FRAME WIDTH** ..... N/C


 16"     17"     <sup>1</sup>18"     19"  

 E2201  RT-W2022 20" .....\$300.00  
 E2201  RT-W2022 21" .....\$300.00  
 E2201  RT-W2022 22" .....\$300.00

 **SEAT DEPTH** ..... N/C

 15"     16"     17"     <sup>1</sup>18"     19"  

 E2203  RT-D2021 20" .....\$300.00  
 E2203  RT-D2021 21" .....\$300.00  
 E2204  RT-D2223 22" .....\$400.00  
 E2204  RT-D2223 23" .....\$400.00

 **SEAT PAN** ..... N/C  
 <sup>7</sup>RT-TP Transport Package.....\$250.00

**BACKRESTS OPTIONS**
 **BACK CANE HEIGHT** ..... N/C


 (Cane Height is measured from the top of the Seat Rail)  
 <sup>1</sup>21"     22"     23"     24"     25"     26"     27"

 RT-AASH Adjustable Height & Angle Stroller Handle.....\$245.00

 **RECLINE TYPE**

 E1226  RT-75R Dynamic Recline 90° - 180° .....\$845.00  
 <sup>1</sup>RT-SR Static Recline 90° - 130° (Select Angle Below).....N/C

 **RECLINE ANGLE POSITION**..... N/C

 90°     <sup>1</sup>100°     110°     120°     130°  

**CASTER OPTIONS**
 <sup>1</sup>RT-515X15 5 1/2" X 1 1/2" Composite Casters.....N/C  
 E2214  RT-6X2SPN 6" X 2" Semi-pneumatic Casters.....\$65.00  
 E2214  RT-8X2SPN 8" X 2" Semi-pneumatic Casters.....\$65.00  
 RT-FL Shock Absorbing Casters.....\$900.00

**BRAKES**
 <sup>1</sup>RT-WL Wheel Locks.....N/C  
 E0961  RT-574 Wheel Lock Extension Handle.....\$42.00/each  
 Disc Brakes (Caregiver Operated Disc Brakes)  
 RT-DB12 Disc Brakes with 12" Rear Wheels.....N/C  
 RT-DB20 Disc Brakes with 20" Rear Wheels...(May Limit Posterior Tilt).....\$295.00  
 RT-DB24 Disc Brakes with 24" Rear Wheels...(May Limit Posterior Tilt).....\$295.00  
 RT-DBV Client Operated Variable Speed Control Lever.....\$375.00

**WHEEL OPTIONS**
 **AXLES**  
 RT-SA Standard Axles.....N/C  
 RT-QRA <sup>2</sup>Quick Release Axles (Wheel Locks only).....\$75.00  
 **WHEELS**  
 RT-FWD Reverse Wheel Drive (Rear Wheels in Front).....N/C  
 <sup>1</sup>RT-12 12" Rear Pneumatic Wheels.....N/C  
 RT-20 20" Rear Urethane Wheels.....N/C  
 RT-24 24" Rear Urethane Wheels.....N/C  
 E2211  RT-PN Pneumatic Tire.....\$65.00  
 E2213  RT-FF Pneumatic Flat Free.....\$125.00

 **WHEEL POSITION** ..... N/C  
 Forward     Middle     <sup>1</sup>Back

 **SEAT TO FLOOR HEIGHT** ..... N/C


 (13" & 14" Seat Rail Heights Adjustable From 13"-15")  
 13"     14"     15"     16"     17"     <sup>1</sup>18"     19"

**Seat to Floor Height Ranges**

	Front Casters	5 1/2 x 1 1/2 (RT-515X115)	6 x 2 (RT-6X2PN OR RT-6X2SPN)	8 x 2 (RT-8X2PN OR RT-8X2SPN)
Rear Wheels	12" Wheels (RT-12)	13" - 19"	15" - 19"	15" - 19"
	20" Wheels (RT-20)	13" - 19"	15" - 19"	15" - 19"
	24" Wheels (RT-24)	15" - 19"	15" - 19"	15" - 19"

**Special Note:** Widened Wheel Base with Armrests off Uprights on 24" Rear Tires  
 13" & 14" Heights Must Choose Armrests off Uprights  
 24" Wheels mounted in the reverse wheel configuration will limit posterior tilt in space

Custom Heights are Available Please Ask!

**Remember!**  
**We are a Custom Company**  
**If you don't see it**  
**Please Ask!**

NOTE: HCPCS Codes provided were determined by SADMERC and/or interpretations of the codes. Proper use of codes does not ensure coverage or payment. Please contact a Medicare professional for further assistance

**ARMREST OPTIONS**

E0973	<input type="checkbox"/>	<sup>1</sup> RT-705	T-Arms Full Length Height Adjustable.....	N/C
E0973	<input type="checkbox"/>	RT-727	T-Arms Desk Length Height Adjustable.....	N/C
E0973	<input type="checkbox"/>	RT-DPA	Up charge for Dual Post Option .....	\$195.00
E0973	<input type="checkbox"/>	RT-735	Flip up Arms off Uprights, Height & Depth Adjustable	
	<input type="checkbox"/>		Full Length.....	\$195.00/Pair
	<input type="checkbox"/>		Desk Length.....	\$195.00/Pair
E0973	<input type="checkbox"/>	RT-745	Angle Adjustable Flip up Arms off Uprights, Height and Depth Adjustable	
	<input type="checkbox"/>		Full Length.....	\$225.00/Pair
	<input type="checkbox"/>		Desk Length.....	\$225.00/Pair
E0973	<input type="checkbox"/>	<sup>6</sup> RT-755	Dynamic Cantilever Armrests.....	\$225.00/Pair
	<input type="checkbox"/>	RT-DPP	Durable Plastic Pads Pair.....	\$33.00
	<input type="checkbox"/>	RT-441	Gel Pads Pair.....	\$120.00

√ ARMREST HEIGHT OFF SEAT RAIL 8"-16".....N/C

**FOOTREST OPTIONS**

K0052	<input type="checkbox"/>	RT-60	60° Swing Away Lift Off Leg rests.....	N/C
K0052	<input type="checkbox"/>	<sup>1</sup> RT-70	70° Swing Away Lift Off Leg rests.....	N/C
K0052	<input type="checkbox"/>	RT-90	90° Swing Away Lift Off Leg rests.....	N/C
E0990	<input type="checkbox"/>	RT-LSEL	Low-shear Elevating Swing Away Lift Off Leg rests.....	\$295.00/Pair
E0990	<input type="checkbox"/>	RT-BLC	Bi-Lateral Contracture Footrest.....	\$150.00/each
E0970	<input type="checkbox"/>	RT-AASF	Angle Adjustable Single Footplate.....	\$120.00
K0040	<input type="checkbox"/>	RT-AAF	Ankle adjustable footplate.....	\$100.00/each
E0995	<input type="checkbox"/>	RT-CP	Calf Pad.....	\$100.00/each
	<input type="checkbox"/>	RT-PF	Padded Foot box.....	\$295.00
K0038	<input type="checkbox"/>	RT-440	Ankle Hugger.....	\$95.00/each

√ FOOTREST LEGDROP.....N/C  
(Keep Approx. Thickness of Seat Cushion in Mind)  
 11"-17"       16"-22"

**ADDITIONAL OPTIONS**

	<input type="checkbox"/>	RT-SG	Skirt Guards...(Must choose dual post arms option).....	\$120.00
	<input type="checkbox"/>	<sup>4</sup> RT-LT	Lateral Tilt.....	\$2,500.00
	<input type="checkbox"/>	<sup>3</sup> RT-OAD20	One Arm Drive 20" Wheel (choose) <input type="checkbox"/> Left <input type="checkbox"/> Right.....	\$1,500.00
	<input type="checkbox"/>	<sup>3</sup> RT-OAD24	One Arm Drive 24" Wheel (choose) <input type="checkbox"/> Left <input type="checkbox"/> Right.....	\$2,500.00
	<input type="checkbox"/>	RT-AG	Ambulation....(padded front base frame cross bar).....	\$130.00
	<input type="checkbox"/>	RT-FSB	Fold Seat to Back Mechanism.....	\$40.00
	<input type="checkbox"/>	RT-IVS	IV Pole & Holder.....	\$200.00
	<input type="checkbox"/>	RT-BB	Battery Box.....	\$95.00
			(Specify Dimensions) Length ____" Width ____" Height ____"	
E1029	<input type="checkbox"/>	RT-VENT	Vent Tray.....	\$295.00
			(Specify Dimensions) Length ____" Width ____" Height ____"	
E0978	<input type="checkbox"/>	RT-652	2" Positioning Seat Belt.....	\$85.00
	<input type="checkbox"/>	RT-337	Positioning Belt Pad, Black.....	\$29.00

**POWER OPTIONS**

	<input type="checkbox"/>	RT-PA	Power Actuation.....	QUOTE
E1002	<input type="checkbox"/>		Tilt in Space	
K0108	<input type="checkbox"/>		Lateral Tilt	
E1003	<input type="checkbox"/>		Recline	
	<input type="checkbox"/>	RT-BAT	Extra Battery for Power Actuation.....	\$399.00

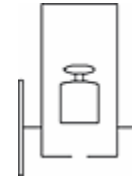
**SEATING & POSITIONING**

Please refer to our "SEATING & POSITIONING" order form

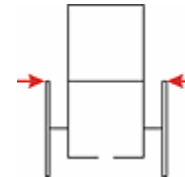
NOTE: HCPCS Codes provided were determined by SADMERC and/or interpretations of the codes. Proper use of codes does not ensure coverage or payment. Please contact a Medicare professional for further assistance

**ALL BACKS AND HARDWARE**

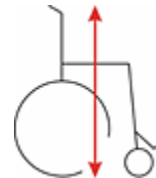
- Aluminum Shell
  - Lightweight
- Contoured Back for Increased Contact & Support
- Designed by an Active User
- Midline Support with Increased Stability
- And MORE!



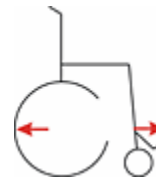
Approx. Weight 50 lbs/Shipping Weight 75 lbs



Overall Width add 3.5" without handrims and 6.0" with handrims



Overall Height add Seat to Floor Height and Back Cane Height Together



Overall Length Range 22" – 42" Depending on Caster and Wheel Selection add 3.5" Extra for Anti-tips

**FOOTNOTES**

- 1: Gunnell will select factory settings if no setting is made
- 2: Quick release axles require selection of wheel locks. Price accordingly above.
- 3: One Arm Drive will increase delivery time by up to six weeks. Also must choose Flip-Up Armrests off Uprights & RT-FWD
- 4: Lateral Tilt Option must Select Fixed Frame
- 5: Allow a few extra days for powder coating time
- 6: Dynamic Armrests are recommended with Dynamic Recline Option
- 7: RT-TP includes four Transportation Loops & Wheelchair Anchored Pelvic Belt.